


2016 DENMARK ENDURO

DENMARK

Denmark Enduro Course 0.000 km

2016 DENMARK ENDURO OVERALL RESULTS



Pos	No.	Name	Class	Total Tm	T1	T2	T3	T4	T5	TL/P
Clubman 1										
1	79	EDWARD GIBLETT	Clubman 1	15:42.811	[3:05.207]	[4:50.179]	[3:01.234]	[4:46.191]	-	0 []
2	86	FRASER FOWLER	Clubman 1	20:16.070	[3:02.752]	[5:05.649]	[3:08.948]	[8:58.721]	-	0 []
3	87	JOEL REBELLO	Clubman 1	2:11:59.560	[3:10.194]	[5:13.664]	[3:35.702]	0 [0.000]	-	0 [2:00:00.000]
4	88	DANIEL KRIWOPISCHIN	Clubman 1	2:14:24.726	[4:04.623]	[6:30.733]	[3:49.370]	-	-	0 [2:00:00.000]
5	89	RAY STORER	Clubman 1	2:10:06.259	[4:39.985]	[5:26.274]	-	-	-	0 [2:00:00.000]
6	117	TAYLOR LESKE	Clubman 1	2:04:04.516	[4:04.516]	-	-	-	-	0 [2:00:00.000]
Clubman 2										
1	101	SEAN MERRICK	Clubman 2	14:42.158	[2:53.009]	[4:20.858]	[2:48.275]	[4:40.016]	-	0 []
2	94	ASHLEY BACICH	Clubman 2	15:39.640	[3:04.161]	[4:40.752]	[3:04.786]	[4:49.941]	-	0 []
3	103	BLAKE FORWOOD	Clubman 2	15:49.048	[2:56.102]	[4:45.911]	[3:17.854]	[4:49.181]	-	0 []
4	81	BRETT PARKER	Clubman 2	15:52.575	[3:07.095]	[4:44.256]	[3:13.746]	[4:47.478]	-	0 []
5	108	BRADLEY ROBINSON	Clubman 2	16:02.004	[3:06.419]	[4:48.746]	[3:08.019]	[4:58.820]	-	0 []
6	116	CAM VANSTAN	Clubman 2	16:02.017	[3:09.390]	[4:45.150]	[3:09.555]	[4:57.922]	-	0 []
7	99	EVAN FOWLER	Clubman 2	16:02.417	[2:53.137]	[4:50.463]	[3:02.593]	[5:16.224]	-	0 []
8	97	GUY EAGER	Clubman 2	16:10.540	[3:04.011]	[4:59.103]	[3:03.684]	[5:03.742]	-	0 []
9	82	KURT MITCHELL	Clubman 2	16:12.063	[3:31.908]	[4:43.480]	[3:13.157]	[4:43.518]	-	0 []
10	84	ANDREW DAVEY	Clubman 2	16:53.161	[3:12.309]	[5:14.073]	[3:10.880]	[5:15.899]	-	0 []
11	105	BRENDON MCLEOD	Clubman 2	18:17.323	[3:17.499]	[5:12.611]	[3:20.897]	[5:26.316]	-	0 [1:00.000]
12	93	JOSEPH MCDONALD	Clubman 2	19:25.112	[3:27.417]	[5:28.917]	[3:33.047]	[5:55.731]	-	0 [1:00.000]
13	118	Scott Shorter	Clubman 2	19:36.237	[3:48.784]	[5:24.776]	[4:13.746]	[6:08.931]	-	0 []
14	106	RICKY OVERINGTON	Clubman 2	19:45.607	[3:42.097]	[5:51.733]	[4:06.295]	[6:05.482]	-	0 []
15	96	STEVE COLE	Clubman 2	20:35.563	[4:16.439]	[5:42.843]	[4:36.267]	[6:00.014]	-	0 []
16	91	MARK THOMAS	Clubman 2	21:13.405	[3:29.564]	[5:21.086]	[3:31.649]	[5:51.106]	-	0 [3:00.000]
17	80	BRADLEY MUELLER	Clubman 2	21:16.057	[3:06.079]	[4:34.642]	[3:08.908]	[10:26.428]	-	0 []
18	112	JORDAN TROTTER	Clubman 2	21:26.669	[4:01.318]	[5:32.201]	[3:47.635]	[6:05.515]	-	0 [2:00.000]
19	125	BRETT DAL POZZO	Clubman 2	25:14.906	[3:45.426]	[5:50.461]	[3:35.782]	[6:03.237]	-	0 [6:00.000]
20	123	ROSS FOWLER	Clubman 2	26:14.653	[4:03.625]	[5:53.490]	[3:48.061]	[6:29.477]	-	0 [6:00.000]
21	107	LUKE RAWLES	Clubman 2	26:26.274	[3:50.144]	[5:17.930]	[3:24.992]	[5:53.208]	-	0 [8:00.000]
22	130	TENILLE GIBLETT	Clubman 2	27:54.050	[3:30.392]	[5:44.953]	[3:50.308]	[5:48.397]	-	0 [9:00.000]
23	92	TOBY DENTON	Clubman 2	28:10.672	[3:18.644]	[5:32.036]	[4:00.688]	[6:19.304]	-	0 [9:00.000]
24	102	CAMERON DELLACQUA	Clubman 2	45:12.499	[3:39.567]	[5:26.533]	[3:59.488]	[7:06.911]	-	0 [25:00.000]
25	124	MICHAEL HEALEY	Clubman 2	2:18:41.435	[3:27.156]	[5:38.886]	[3:22.463]	[6:12.930]	-	0 [2:00:00.000]
26	129	FRANK WALLING	Clubman 2	15:52.450	[4:22.020]	[6:38.924]	[4:41.506]	-	-	0 [10.000]
27	119	DARREN ROBERTSON	Clubman 2	30:06.696	[3:43.508]	[5:49.126]	[5:34.062]	-	-	0 [15:00.000]
28	85	MARIO MILOS	Clubman 2	2:11:03.639	[3:02.648]	[4:45.999]	[3:14.992]	0 [0.000]	-	0 [2:00:00.000]
29	109	PAUL TOMERINI	Clubman 2	2:12:29.600	[3:42.443]	[5:18.055]	[3:29.102]	-	-	0 [2:00:00.000]
30	95	KEN HODGES	Clubman 2	2:13:06.480	[3:44.233]	[5:37.568]	[3:44.679]	-	-	0 [2:00:00.000]
31	121	CONOR MARCHANT	Clubman 2	2:08:05.520	[2:58.970]	[5:06.550]	-	-	-	0 [2:00:00.000]

STEWARD - Trudy Campain

Orbits

CLERK OF COURSE - Kerry Halse

RACE SECRETARY - Lynne Makin

CHIEF OF TIMING - Collin Jennings

www.mylaps.com


Licensed to: Motorcycling WA

2016 DENMARK ENDURO

DENMARK

Denmark Enduro Course 0.000 km

2016 DENMARK ENDURO OVERALL RESULTS



Pos	No.	Name	Class	Total Tm	T1	T2	T3	T4	T5	TL/P
32	128	MACIEJ BENDLIN	Clubman 2	2:08:41.781	[3:27.216]	[5:14.565]	-	-	-	0 [2:00:00.000]
33	122	STEFAN YEOH	Clubman 2	2:09:34.242	[3:42.392]	[5:51.850]	-	-	-	0 [2:00:00.000]
34	104	NATHAN LONG	Clubman 2	2:09:56.785	[4:00.356]	[5:56.429]	-	-	-	0 [2:00:00.000]
35	114	ANDREW YOUNG	Clubman 2	2:12:48.170	[4:05.212]	[8:42.958]	-	-	-	0 [2:00:00.000]
36	126	LOY DAVIS	Clubman 2	2:04:53.047	[4:53.047]	-	-	-	-	0 [2:00:00.000]
37	115	RYAN COULTHARD	Clubman 2	2:08:22.902	[8:22.902]	-	-	-	-	0 [2:00:00.000]
38	120	MATHEW BARNESBY-JOHNSON	Clubman 2	2:00:00.000	-	-	-	-	-	0 [2:00:00.000]
39	111	CHRIS BROWN	Clubman 2	2:00:00.000	-	-	-	-	-	0 [2:00:00.000]
40	110	GRAHAM HICKEY	Clubman 2	2:00:00.000	-	-	-	-	-	0 [2:00:00.000]
41	98	NIGEL CRISP	Clubman 2	2:00:00.000	-	-	-	-	-	0 [2:00:00.000]
42	90	MIKE HARMS	Clubman 2	2:00:00.000	-	-	-	-	-	0 [2:00:00.000]
43	83	RYAN DAVEY	Clubman 2	2:00:00.000	-	-	-	-	-	0 [2:00:00.000]
JNS	127	LACHLAN MACKIE	Clubman 2	-	-	-	-	-	-	0 []
JNS	100	WADE SULLIVAN	Clubman 2	-	-	-	-	-	-	0 []

Expert 1

1	4	ETHAN DEPIAZZI	Expert 1	15:27.243	[2:30.164]	[3:54.299]	[2:33.254]	[3:57.632]	[2:31.894]	0 []
2	20	DAVID LANGSTONE	Expert 1	16:28.699	[2:41.468]	[4:09.083]	[2:45.612]	[4:10.187]	[2:42.349]	0 []
3	22	BROCK BUCKINGHAM	Expert 1	17:08.355	[2:47.436]	[4:22.932]	[2:49.281]	[4:20.550]	[2:48.156]	0 []
4	21	JAMIE MAKIN	Expert 1	17:28.023	[2:43.032]	[4:35.653]	[2:50.020]	[4:31.592]	[2:47.726]	0 []
5	12	ANTHONY FAZIOLI	Expert 1	38:57.760	[2:49.040]	[4:17.900]	[2:47.810]	[4:16.163]	[2:46.847]	0 [22:00.000]
6	23	NATHANIAL BEATTIE	Expert 1	2:10:25.311	[3:00.904]	[4:16.498]	[3:07.909]	-	-	0 [2:00:00.000]
7	9	JARED CONNOR	Expert 1	2:07:08.090	[2:50.040]	[4:18.050]	-	-	-	0 [2:00:00.000]
8	16	Hyatt Moser	Expert 1	2:04:33.459	-	[4:33.459]	-	-	-	0 [2:00:00.000]

Expert 2

1	15	MAX VLASICH	Expert 2	15:29.912	[2:33.342]	[3:56.926]	[2:34.940]	[3:54.789]	[2:29.915]	0 []
2	13	LOUIS CALVIN	Expert 2	15:33.138	[2:32.296]	[3:50.257]	[2:44.380]	[3:52.060]	[2:34.145]	0 []
3	26	JOEL MILLER	Expert 2	16:00.477	[2:34.858]	[3:55.037]	[2:42.519]	[3:55.177]	[2:52.886]	0 []
4	3	MITCH STEWART	Expert 2	16:06.117	[2:36.192]	[4:07.670]	[2:40.187]	[4:00.656]	[2:41.412]	0 []
5	14	ADAM RIEMANN	Expert 2	16:06.348	[2:35.982]	[4:01.824]	[2:39.602]	[4:06.678]	[2:42.262]	0 []
6	28	JAKE WATLING	Expert 2	16:10.994	[2:37.189]	[4:04.269]	[2:39.302]	[4:05.862]	[2:44.372]	0 []
7	7	JAMES SMITH	Expert 2	16:30.944	[2:44.092]	[4:03.115]	[2:40.971]	[4:04.563]	[2:58.203]	0 []
8	11	Nathan Johns	Expert 2	17:09.935	[2:40.686]	[4:11.796]	[2:46.723]	[4:27.460]	[3:03.270]	0 []
9	24	SAM PATTINSON	Expert 2	17:29.751	[2:50.574]	[4:25.554]	[2:52.805]	[4:18.428]	[3:02.390]	0 []
10	27	MARTIN BRASUCH	Expert 2	17:55.160	[2:44.179]	[4:18.280]	[2:59.422]	[4:52.037]	[3:01.242]	0 []
11	17	BRENTON CHRIMES	Expert 2	18:17.926	[2:56.650]	[4:35.124]	[2:56.068]	[4:43.561]	[3:06.523]	0 []
12	18	NATHAN KNIGHT	Expert 2	19:22.025	[3:56.522]	[4:38.853]	[2:58.632]	[4:43.924]	[3:04.094]	0 []
13	19	CAMERON SMART	Expert 2	19:48.859	[3:04.230]	[4:48.547]	[2:57.840]	[4:49.137]	[3:09.105]	0 [1:00.000]
14	25	COLIN WOOD	Expert 2	20:07.210	[2:43.169]	[3:58.471]	[2:38.960]	[4:10.801]	[2:35.809]	0 [4:00.000]

STEWART - Trudy Campain

Orbits

CLERK OF COURSE - Kerry Halse

RACE SECRETARY - Lynne Makin

CHIEF OF TIMING - Collin Jennings

www.mylaps.com


Licensed to: Motorcycling WA

2016 DENMARK ENDURO

DENMARK

Denmark Enduro Course 0.000 km

2016 DENMARK ENDURO OVERALL RESULTS



Pos	No.	Name	Class	Total Tm	T1	T2	T3	T4	T5	TL/P
Master										
1	72	FRANKIE CRIGHTON	Master	14:48.597	[2:52.884]	[4:27.252]	[2:55.044]	[4:33.417]	-	0 []
2	58	TODD STEWART	Master	15:06.725	[2:58.687]	[4:34.576]	[3:00.605]	[4:32.857]	-	0 []
3	57	ROB POLLARD	Master	15:07.886	[2:50.908]	[4:37.685]	[2:55.833]	[4:43.460]	-	0 []
4	60	CARL PARKIN	Master	15:30.799	[3:05.832]	[4:38.627]	[3:04.940]	[4:41.400]	-	0 []
5	59	GREG YATES	Master	15:34.239	[3:05.318]	[4:39.628]	[3:03.203]	[4:46.090]	-	0 []
6	61	MARTIN CALLEY	Master	16:06.501	[3:08.012]	[4:48.358]	[3:13.657]	[4:56.474]	-	0 []
7	62	STEVE PRICE	Master	16:07.124	[3:02.335]	[4:35.140]	[3:38.195]	[4:51.454]	-	0 []
8	70	DEAN VOSS	Master	16:21.162	[3:11.966]	[4:53.784]	[3:18.062]	[4:57.350]	-	0 []
9	68	ROBERT MCGREGOR	Master	16:39.686	[3:20.815]	[4:55.933]	[3:13.146]	[5:09.792]	-	0 []
10	71	ANTHONY GARIC	Master	18:03.280	[3:14.599]	[5:09.699]	[3:27.039]	[6:11.943]	-	0 []
11	66	NICK FOX	Master	18:20.006	[3:23.253]	[5:23.188]	[3:30.383]	[6:03.182]	-	0 []
12	63	PETER BERRYMAN	Master	18:33.793	[3:29.364]	[5:42.120]	[3:29.194]	[5:53.115]	-	0 []
13	65	PETER CAMPAIN	Master	18:35.647	[3:30.078]	[5:45.281]	[3:33.239]	[5:47.049]	-	0 []
14	77	CRAIG SHAWCROSS	Master	20:57.656	[3:35.418]	[7:03.672]	[4:05.223]	[6:13.343]	-	0 []
15	64	EDDIE STANLEY	Master	22:57.179	[3:45.302]	[6:06.976]	[3:35.396]	[5:29.505]	-	0 [4:00.000]
16	76	ANDREW SHERRIE	Master	34:25.816	[3:53.673]	[6:16.752]	[3:51.331]	[7:24.060]	-	0 [13:00.000]
17	67	ALAN MAKIN	Master	2:12:47.314	[3:23.157]	[6:13.030]	[3:11.127]	-	-	0 [2:00:00.000]
18	75	BRENDAN WICKS	Master	2:14:57.974	[4:03.567]	[6:38.766]	[4:15.641]	-	-	0 [2:00:00.000]
19	78	PETER GARIC	Master	2:16:46.527	[3:39.749]	[6:27.414]	[6:39.364]	-	-	0 [2:00:00.000]
20	69	BRENT JEFFERIES	Master	2:08:36.824	[3:23.813]	[5:13.011]	-	-	-	0 [2:00:00.000]
21	74	OTTAVIO BERTONE	Master	2:11:51.097	[5:13.137]	[6:37.960]	-	-	-	0 [2:00:00.000]
22	73	STEPHEN ALLAN	Master	2:00:00.000	-	-	-	0 [0.000]	-	0 [2:00:00.000]
Veteran										
1	36	GAVIN RUSSELL	Veteran	13:54.511	[2:37.000]	[4:11.190]	[2:54.895]	[4:11.426]	-	0 []
2	43	JUDD HUNT	Veteran	14:16.370	[2:50.165]	[4:16.214]	[2:50.546]	[4:19.445]	-	0 []
3	35	TROY WILSON	Veteran	14:21.396	[2:44.866]	[4:19.724]	[2:48.142]	[4:28.664]	-	0 []
4	31	JOSHUA TREASURE	Veteran	14:32.365	[2:52.454]	[4:20.804]	[3:01.523]	[4:17.584]	-	0 []
5	37	JULIAN UPHILL	Veteran	14:52.238	[2:52.931]	[4:19.198]	[3:00.424]	[4:39.685]	-	0 []
6	33	MATTHEW YOUNG	Veteran	14:52.592	[2:54.806]	[4:27.285]	[2:53.654]	[4:36.847]	-	0 []
7	46	CRAIG ROWE	Veteran	14:53.275	[2:58.785]	[4:28.283]	[2:53.958]	[4:32.249]	-	0 []
8	48	GRANT MORRIS	Veteran	15:11.176	[2:57.267]	[4:45.633]	[2:52.172]	[4:36.104]	-	0 []
9	45	ADRIAN PRESTWOOD	Veteran	15:59.963	[3:17.108]	[4:35.887]	[3:25.118]	[4:41.850]	-	0 []
10	56	MICHAEL THATCHER	Veteran	16:06.848	[3:04.274]	[4:52.633]	[3:09.417]	[5:00.524]	-	0 []
11	49	JEREMY NOBLE	Veteran	17:05.399	[3:13.510]	[4:57.822]	[3:34.351]	[5:19.716]	-	0 []
12	39	SAM IACOBELLIS	Veteran	17:22.903	[3:18.789]	[4:55.231]	[3:34.459]	[5:34.424]	-	0 []
13	51	DUANE DEEGENAARS	Veteran	17:42.723	[3:34.791]	[5:00.463]	[3:27.032]	[5:40.437]	-	0 []
14	55	ANDREW ROBERTSON	Veteran	18:01.600	[3:18.020]	[5:35.121]	[3:28.862]	[5:39.597]	-	0 []
15	54	JASON BYAS	Veteran	18:22.767	[3:28.866]	[5:12.336]	[3:50.501]	[5:51.064]	-	0 []
16	32	TONY PARKER	Veteran	18:43.004	[3:10.485]	[5:46.888]	[3:25.251]	[6:20.380]	-	0 []

STEWART - Trudy Campain

Orbits

CLERK OF COURSE - Kerry Halse

RACE SECRETARY - Lynne Makin

CHIEF OF TIMING - Collin Jennings

www.mylaps.com


Licensed to: Motorcycling WA

2016 DENMARK ENDURO

DENMARK

Denmark Enduro Course 0.000 km

2016 DENMARK ENDURO OVERALL RESULTS



Pos	No.	Name	Class	Total T m	T1	T2	T3	T4	T5	TL/P
17	38	MICHAEL JONGEN	Veteran	20:12.843	[4:11.835]	[5:31.435]	[3:41.231]	[6:48.342]	-	0 []
18	40	Paul Whitaker	Veteran	21:32.697	[3:40.588]	[5:47.753]	[3:57.006]	[6:07.350]	-	0 [2:00.000]
19	50	ODIN CAN	Veteran	27:19.229	[3:43.294]	[5:38.897]	[3:46.449]	[6:10.589]	-	0 [8:00.000]
20	47	MARK OZANNE	Veteran	2:18:27.352	[3:31.290]	[5:00.467]	[3:52.521]	[6:03.074]	-	0 [2:00:00.000]
21	44	LEIGH WHITING	Veteran	2:12:30.145	[3:23.233]	[5:45.910]	[3:21.002]	-	-	0 [2:00:00.000]
22	41	SHANNON PELHAM	Veteran	2:12:34.864	[3:34.870]	[5:00.672]	[3:59.322]	-	-	0 [2:00:00.000]
23	52	STEVE KELAVA	Veteran	2:14:06.495	[4:06.248]	[5:41.538]	[4:18.709]	-	-	0 [2:00:00.000]
24	53	BRETT HILLS	Veteran	2:00:00.000	-	-	-	-	-	0 [2:00:00.000]
25	34	KURT BAJAKY	Veteran	2:00:00.000	-	-	-	-	-	0 [2:00:00.000]

Women

1	131	CARA REBELLO	Women	12:04.531	[3:19.966]	[5:26.734]	[3:17.831]	-	-	0 []
2	130	TENILLE GIBLETT	Women	13:05.438	[3:30.473]	[5:44.584]	[3:50.381]	0 []	-	0 []
3	135	REBECCA REID	Women	17:13.072	[3:29.221]	[6:02.633]	[3:41.218]	-	-	0 [4:00.000]
4	136	KRYSTAL CAMPAIN	Women	29:22.540	[5:02.415]	[6:21.599]	[5:58.526]	-	-	0 [16:00.000]
5	132	STACEY PIKE	Women	30:52.718	[3:59.870]	[6:26.618]	[4:26.230]	-	-	0 [16:00.000]
6	133	CATHERINE KINGSLEY	Women	2:15:30.000	[3:53.052]	[6:22.339]	[5:14.609]	-	-	0 [2:00:00.000]
7	134	REBECCA MCGREGOR	Women	2:21:34.604	[12:02.824]	[9:31.780]	-	-	-	0 [2:00:00.000]
8	137	SARRA MCPHEDRAN	Women	2:00:00.000	-	-	-	-	-	0 [2:00:00.000]
9	138	JENNIFER UDEEN	Women	2:00:00.000	0 [0.000]	-	-	-	-	0 [2:00:00.000]