

Logue Brook Enduro

Logue Brook Enduro

2014 LOGUE BROOK ENDURO - STATE ROUND 2

Logue Brook 0.000 km



Pos	PIC	No.	Name	Class	ST1	ST2	ST3	ST 4	TL	Total Tm	Points
Clubman 1											
1	1	83	ROSS BENNETT	Clubman 1	1 [4:31.157]	1 [6:57.036]	1 [4:35.746]	1 [7:12.963]	0 []	23:16.902	25
2	2	73	NATHANIAL BEATTIE	Clubman 1	1 [4:24.187]	1 [7:10.551]	1 [4:36.474]	1 [7:09.449]	0 []	23:20.661	22
3	3	74	DANIEL CLADINGBOEL	Clubman 1	1 [4:39.110]	1 [7:07.530]	1 [4:41.418]	1 [7:11.827]	0 []	23:39.885	20
4	4	86	BRETT MANNION	Clubman 1	1 [4:37.174]	1 [7:21.842]	1 [4:48.505]	1 [7:19.355]	0 []	24:06.876	18
5	5	78	JAMIE MAKIN	Clubman 1	1 [4:59.646]	1 [7:45.623]	1 [5:12.260]	1 [7:41.289]	0 []	25:38.818	16
6	6	85	STEVE HIRST	Clubman 1	1 [5:02.727]	1 [7:36.563]	1 [5:11.837]	1 [8:07.824]	0 []	25:58.951	15
7	7	77	RYAN DAVEY	Clubman 1	1 [5:09.461]	1 [7:43.520]	1 [5:18.716]	1 [7:48.046]	0 []	25:59.743	14
8	8	76	MARIO MILOS	Clubman 1	1 [5:16.323]	1 [8:00.987]	1 [5:13.064]	1 [7:50.572]	0 []	26:20.946	13
9	9	88	ANDREW DAVEY	Clubman 1	1 [5:30.458]	1 [8:15.312]	1 [5:41.901]	1 [8:27.435]	0 []	27:55.106	12
10	10	84	FRASER FOWLER	Clubman 1	1 [5:49.915]	1 [9:03.624]	1 [6:02.214]	1 [9:25.070]	0 []	30:20.823	11
11	11	87	NATHAN CUFF	Clubman 1	1 [5:18.159]	1 [8:08.887]	-	-	0 [2:00:00.000]	2:13:27.046	10
12	12	79	JOEL REBELLO	Clubman 1	0 []	-	-	-	0 [2:00:00.000]	2:00:00.000	9
Clubman 2											
1	1	70	MATT READ	Clubman 2	1 [4:21.883]	1 [6:45.890]	1 [4:32.307]	1 [6:59.465]	0 []	22:39.545	25
2	2	80	DANIEL TRIGWELL	Clubman 2	1 [4:43.526]	1 [7:04.620]	1 [4:47.800]	1 [7:09.714]	0 []	23:45.660	22
3	3	75	ASHLEY BACICH	Clubman 2	1 [4:42.639]	1 [7:07.095]	1 [4:50.170]	1 [7:13.799]	0 []	23:53.703	20
4	4	71	JULIAN UPHILL	Clubman 2	1 [4:48.217]	1 [7:10.113]	1 [4:41.314]	1 [7:21.953]	0 []	24:01.597	18
5	5	97	SEAN MERRICK	Clubman 2	1 [4:49.260]	1 [7:22.067]	1 [5:07.559]	1 [7:31.552]	0 []	24:50.438	16
6	6	82	NATHIAN KNIGHT	Clubman 2	1 [4:58.502]	1 [7:32.297]	1 [5:03.473]	1 [7:29.176]	0 []	25:03.448	15
7	7	72	SHAUN PARKER	Clubman 2	1 [5:13.742]	1 [7:18.324]	1 [5:21.097]	1 [7:31.864]	0 []	25:25.027	14
8	8	89	BRETT FUNNEMAN	Clubman 2	1 [4:59.709]	1 [7:40.486]	1 [5:13.095]	1 [7:44.090]	0 []	25:37.380	13
9	9	96	MARK OZANNE	Clubman 2	1 [5:20.676]	1 [8:04.668]	1 [5:32.119]	1 [8:39.527]	0 []	27:36.990	12
10	10	93	ADRIAN MIDDLETON	Clubman 2	1 [5:47.239]	1 [8:06.171]	1 [5:35.061]	1 [8:12.608]	0 []	27:41.079	11
11	11	81	ASHER LINDQUIST	Clubman 2	1 [5:17.425]	1 [8:24.203]	1 [5:50.897]	1 [8:38.977]	0 []	28:11.502	10
12	12	91	CRAIG LYNCH	Clubman 2	1 [5:30.097]	1 [8:42.425]	1 [5:51.283]	1 [9:01.251]	0 []	29:05.056	9
13	13	92	MICHAEL IZZI	Clubman 2	1 [5:55.460]	1 [8:50.361]	1 [6:03.830]	1 [9:05.517]	0 []	29:55.168	8
14	14	98	DON MARTIN	Clubman 2	1 [6:27.572]	1 [9:14.171]	1 [6:04.194]	1 [9:47.123]	0 [10:00.000]	41:33.060	7
15	15	95	MITCH GIMM	Clubman 2	1 [6:32.035]	1 [9:27.231]	1 [7:05.148]	1 [10:17.995]	0 [20:00.000]	53:22.409	6
16	16	90	PAUL O'DONNELL	Clubman 2	0 []	-	-	-	0 []	0.000	5

STEWARD - Graham Pritchard

Orbits

CLERK OF COURSE - Ramon Horton

RACE SECRETARY - Trudy Campain

CHIEF SCORER - Christine Grandin


Printed: 08/06/2014 19:54:51

Logue Brook Enduro

Logue Brook Enduro

2014 LOGUE BROOK ENDURO - STATE ROUND 2

Logue Brook 0.000 km



Pos	PIC	No.	Name	Class	ST1	ST2	ST3	ST 4	TL	Total Tm	Points
17	17	94	NATHAN FRANKLIN	Clubman 2	0 []	-	-	-	0 [2:00:00.000]	2:00:00.000	4
Expert 1											
1	1	1	JUSTIN PARKER	Expert 1	1 [4:09.979]	1 [6:10.479]	1 [4:07.043]	1 [6:17.412]	0 []	20:44.913	25
2	2	2	JESS LAWTON	Expert 1	1 [4:07.398]	1 [6:14.819]	1 [4:13.520]	1 [6:18.798]	0 []	20:54.535	22
3	3	10	JOEL TURNER	Expert 1	1 [4:24.931]	1 [6:39.552]	1 [4:28.407]	1 [6:47.356]	0 []	22:20.246	20
4	4	11	LANDON WILDE	Expert 1	1 [4:27.986]	1 [6:48.051]	1 [4:31.479]	1 [6:51.186]	0 []	22:38.702	18
5	5	18	SHELLEY CONNOR	Expert 1	1 [4:38.222]	1 [6:55.947]	1 [4:49.793]	1 [7:17.063]	0 []	23:41.025	16
6	6	8	LARZ ERIKSSSEN	Expert 1	0 [0.000]	-	-	-	0 [2:00:00.000]	2:00:00.000	15
Expert 2											
1	1	4	ROBERT NEWTON	Expert 2	1 [4:00.769]	1 [6:06.866]	1 [4:09.665]	1 [6:11.594]	0 []	20:28.894	25
2	2	3	MITCH STEWART	Expert 2	1 [4:01.923]	1 [6:11.804]	1 [4:10.260]	1 [6:18.632]	0 []	20:42.619	22
3	3	6	DAVID LANGSTONE	Expert 2	1 [4:15.791]	1 [6:25.331]	1 [4:14.309]	1 [6:18.892]	0 []	21:14.323	20
4	4	5	ASHLEY ROGERS	Expert 2	1 [4:13.811]	1 [6:17.164]	1 [4:14.237]	1 [6:33.063]	0 []	21:18.275	18
5	5	20	GAVIN RUSSELL	Expert 2	1 [4:15.209]	1 [6:22.340]	1 [4:17.862]	1 [6:26.912]	0 []	21:22.323	16
6	6	15	TOBY ELT	Expert 2	1 [4:15.147]	1 [6:31.179]	1 [4:23.199]	1 [6:36.617]	0 []	21:46.142	15
7	7	9	GRADY BYRNE	Expert 2	1 [4:24.124]	1 [6:36.885]	1 [4:25.514]	1 [6:41.001]	0 []	22:07.524	14
8	8	14	BEN LAWTON	Expert 2	1 [4:32.635]	1 [6:31.643]	1 [4:31.740]	1 [6:42.984]	0 []	22:19.002	13
9	9	23	DAMON STARKEY	Expert 2	1 [4:31.065]	1 [6:38.640]	1 [4:32.017]	1 [6:55.718]	0 []	22:37.440	12
10	10	13	PAUL PRICE	Expert 2	1 [4:26.499]	1 [6:39.302]	1 [4:42.360]	1 [6:54.080]	0 []	22:42.241	11
11	11	12	DANIEL PRATT	Expert 2	1 [4:31.456]	1 [6:41.060]	1 [4:39.198]	1 [6:57.382]	0 []	22:49.096	10
12	12	21	TROY WILSON	Expert 2	1 [4:28.308]	1 [6:44.635]	1 [4:46.818]	1 [7:04.376]	0 []	23:04.137	9
13	13	24	NATHAN WATSON	Expert 2	1 [4:46.168]	1 [7:09.133]	1 [4:53.531]	1 [7:24.647]	0 []	24:13.479	8
14	14	22	JOSHUA COFFEY	Expert 2	1 [4:31.949]	1 [6:48.193]	1 [4:56.082]	1 [7:03.177]	0 [1:00.000]	24:19.401	7
15	15	19	REECE DAVIS	Expert 2	1 [4:38.782]	1 [7:09.345]	1 [5:04.831]	1 [7:36.587]	0 []	24:29.545	6
16	16	7	LEON CLARE	Expert 2	1 [4:19.060]	1 [6:35.006]	-	-	0 [2:00:00.000]	2:10:54.066	5
Masters											
1	1	46	TODD STEWART	Masters	1 [4:37.523]	1 [6:59.943]	1 [4:45.778]	1 [7:13.451]	0 []	23:36.695	25
2	2	48	GREG YATES	Masters	1 [4:37.570]	1 [7:07.870]	1 [4:50.179]	1 [7:12.375]	0 []	23:47.994	22
3	3	47	FRANZ MOSER	Masters	1 [4:42.904]	1 [7:11.965]	1 [4:51.322]	1 [7:22.870]	0 []	24:09.061	20

STEWARD - Graham Pritchard

Orbits

CLERK OF COURSE - Ramon Horton

RACE SECRETARY - Trudy Campain


CHIEF SCORER - Christine Grandin

Logue Brook Enduro

Logue Brook Enduro

2014 LOGUE BROOK ENDURO - STATE ROUND 2

Logue Brook 0.000 km



Pos	PIC	No.	Name	Class	ST1	ST2	ST3	ST 4	TL	Total Tm	Points
4	4	68	JOHN HODGSON	Masters	1 [4:53.060]	1 [7:33.777]	1 [5:02.839]	1 [7:34.120]	0 []	25:03.796	18
5	5	64	MARTIN CALLEY	Masters	1 [5:05.007]	1 [7:26.128]	1 [5:08.646]	1 [7:39.609]	0 []	25:19.390	16
6	6	57	ALAN MAKIN	Masters	1 [5:11.433]	1 [7:36.845]	1 [5:10.240]	1 [7:43.429]	0 []	25:41.947	15
7	7	51	BRENT JEFFERIES	Masters	1 [5:00.608]	1 [7:42.413]	1 [5:24.334]	1 [7:49.586]	0 []	25:56.941	14
8	8	53	MICHAEL KELLY	Masters	1 [5:03.947]	1 [7:40.861]	1 [5:27.144]	1 [7:56.586]	0 []	26:08.538	13
9	9	50	MARTIN FOWLER	Masters	1 [5:04.787]	1 [7:49.038]	1 [5:23.075]	1 [7:55.212]	0 []	26:12.112	12
10	10	56	GARETH EVANS	Masters	1 [5:20.996]	1 [8:06.964]	1 [5:33.538]	1 [8:17.845]	0 []	27:19.343	11
11	11	58	BRIAN APLIN	Masters	1 [5:29.618]	1 [8:27.100]	1 [5:36.455]	1 [8:14.798]	0 []	27:47.971	10
12	12	54	MATTHEW CARMAN	Masters	1 [5:34.353]	1 [8:23.427]	1 [5:28.495]	1 [8:23.358]	0 []	27:49.633	9
13	13	52	GRAHAM DIXON	Masters	1 [5:30.212]	1 [8:23.343]	1 [5:37.142]	1 [8:29.389]	0 []	28:00.086	8
14	14	69	GARY ATTRIDGE	Masters	1 [5:06.587]	1 [8:16.486]	1 [5:59.109]	1 [8:48.346]	0 []	28:10.528	7
15	15	60	CORNEL SCHEIBLING	Masters	1 [6:04.690]	1 [9:25.930]	1 [6:30.433]	1 [10:06.827]	0 []	32:07.880	6
16	16	66	CAMPBELL FOWLER	Masters	1 [6:45.733]	1 [10:16.627]	1 [6:43.754]	1 [10:14.682]	0 []	34:00.796	5
17	17	61	GIANFRANCO VERONA	Masters	1 [5:53.911]	1 [9:01.608]	1 [6:20.814]	1 [9:06.157]	0 [7:00.000]	37:22.490	4
18	18	62	PETER CVEJIC	Masters	1 [6:25.785]	1 [9:30.578]	1 [6:25.471]	1 [9:26.684]	0 [8:00.000]	39:48.518	3
19	19	49	RICHARD REED	Masters	1 [4:47.198]	1 [7:14.215]	1 [4:57.008]	1 [7:20.685]	0 [2:00:00.000]	2:24:19.106	2
20	20	65	DAVID CHESHIRE	Masters	1 [5:24.319]	1 [8:37.268]	1 [5:42.231]	1 [8:58.284]	0 [2:00:00.000]	2:28:42.102	1
21	21	31	WYNNE JAMES	Masters	1 [5:23.976]	1 [8:07.075]	-	-	0 []	13:31.051	0
Veterans											
1	1	34	SHANNON HALL	Veterans	1 [4:33.048]	1 [7:09.310]	1 [4:42.342]	1 [7:10.492]	0 []	23:35.192	25
2	2	32	PAUL TRAEUDE	Veterans	1 [4:27.348]	1 [6:59.343]	1 [4:43.018]	1 [7:27.314]	0 []	23:37.023	22
3	3	31	JOSHUA TREASURE	Veterans	1 [4:45.408]	1 [7:08.685]	1 [4:48.304]	1 [7:13.225]	0 []	23:55.622	20
4	4	108	GLEN WARD	Veterans	1 [4:58.233]	1 [7:26.184]	1 [4:57.223]	1 [7:31.023]	0 []	24:52.663	18
5	5	37	DEAN VOSS	Veterans	1 [5:10.318]	1 [7:44.338]	1 [5:07.746]	1 [7:56.753]	0 []	25:59.155	16
6	6	44	PAUL KENNY	Veterans	1 [5:05.777]	1 [7:54.031]	1 [5:23.964]	1 [7:52.023]	0 []	26:15.795	15
7	7	40	BRETT PARKER	Veterans	1 [5:10.144]	1 [7:55.454]	1 [5:19.415]	1 [7:58.830]	0 []	26:23.843	14
8	8	38	DAVE LARPENT	Veterans	1 [5:04.374]	1 [7:55.662]	1 [5:24.031]	1 [8:07.545]	0 []	26:31.612	13
9	9	39	TONY PARKER	Veterans	1 [5:14.566]	1 [7:49.004]	1 [5:19.413]	1 [8:13.897]	0 []	26:36.880	12
10	10	41	STEVE DAVIES	Veterans	1 [5:20.317]	1 [8:00.575]	1 [5:33.977]	1 [8:17.842]	0 []	27:12.711	11
11	11	43	ANDREW ROBERTSON	Veterans	1 [5:26.351]	1 [8:06.767]	1 [5:32.637]	1 [8:10.674]	0 []	27:16.429	10
12	12	35	JAMIE REINHARDT	Veterans	1 [5:14.934]	1 [8:07.298]	1 [5:35.212]	1 [8:45.011]	0 [22:00.000]	49:42.455	9

STEWARD - Graham Pritchard

CLERK OF COURSE - Ramon Horton

RACE SECRETARY - Trudy Campain

CHIEF SCORER - Christine Grandin

Printed: 08/06/2014 19:54:51

Orbits

www.mylaps.com

Licensed to: motorcycling wa


Page 3/4

Logue Brook Enduro

Logue Brook Enduro

2014 LOGUE BROOK ENDURO - STATE ROUND 2

Logue Brook 0.000 km



Pos	PIC	No.	Name	Class	ST1	ST2	ST3	ST 4	TL	Total Tm	Points
13	13	63	NIGEL THOMPSON	Veterans	1 [5:36.506]	1 [9:12.199]	-	-	0 []	14:48.705	8
14	14	36	YUL RIDDELL	Veterans	0 []	-	-	-	0 [2:00:00.000]	2:00:00.000	7

STEWARD - Graham Pritchard

CLERK OF COURSE - Ramon Horton

RACE SECRETARY - Trudy Campain

CHIEF SCORER - Christine Grandin

Printed: 08/06/2014 19:54:51

Orbits

www.mylaps.com

Licensed to: motorcycling wa

Page 4/4