


Walpole Enduro

Walpole Enduro

Rnd 1 State Enduro Walpole Results

Walpole - Rest Point 0.000 km



Pos	PIC	No.	Name	Class	ST1	ST2	ST3	ST 4	TL	Total Tm	Points
1	1	1	JUSTIN PARKER	Expert 1	1 [6:48.052]	1 [7:12.127]	1 [7:10.592]	1 [7:09.711]	0 []	28:20.482	25
2	2	3	JESSE LAWTON	Expert 1	1 [7:00.939]	1 [7:36.235]	1 [6:53.361]	1 [7:34.016]	0 []	29:04.551	22
3	1	29	MITCH STEWART	Expert 2	1 [7:03.817]	1 [7:34.110]	1 [7:04.169]	1 [7:37.882]	0 []	29:19.978	25
4	2	28	ROBERT NEWTON	Expert 2	1 [7:08.330]	1 [7:43.069]	1 [6:58.814]	1 [7:49.776]	0 []	29:39.989	22
5	3	10	JAMES SMITH	Expert 1	1 [7:10.974]	1 [8:01.586]	1 [7:06.399]	1 [7:55.076]	0 []	30:14.035	20
6	3	23	ASHLEY ROGERS	Expert 2	1 [7:14.586]	1 [7:55.146]	1 [7:14.745]	1 [7:54.176]	0 []	30:18.653	20
7	4	22	DAVID LANGSTONE	Expert 2	1 [7:05.029]	1 [7:59.603]	1 [7:19.202]	1 [8:02.436]	0 []	30:26.270	18
8	5	26	LEON CLARE	Expert 2	1 [7:13.749]	1 [7:55.669]	1 [7:17.748]	1 [8:00.305]	0 []	30:27.471	16
9	4	5	LARZ ERIKSEN	Expert 1	1 [7:13.624]	1 [8:09.090]	1 [7:19.966]	1 [8:01.445]	0 []	30:44.125	18
10	6	18	GRADY BYRNE	Expert 2	1 [7:27.416]	1 [8:07.621]	1 [7:11.053]	1 [7:59.559]	0 []	30:45.649	15
11	5	4	JOEL TURNER	Expert 1	1 [7:20.597]	1 [8:07.769]	1 [7:25.357]	1 [8:00.801]	0 []	30:54.524	16
12	6	6	Landon Wilde	Expert 1	1 [7:16.326]	1 [8:11.068]	1 [7:18.441]	1 [8:15.187]	0 []	31:01.022	15
13	7	24	BEN LAWTON	Expert 2	1 [7:22.498]	1 [8:04.395]	1 [7:30.657]	1 [8:27.736]	0 []	31:25.286	14
14	8	25	PAUL PRICE	Expert 2	1 [7:13.123]	1 [8:19.657]	1 [7:41.038]	1 [8:12.162]	0 []	31:25.980	13
15	9	19	TOBY ELT	Expert 2	1 [7:42.669]	1 [8:08.207]	1 [7:22.181]	1 [8:16.354]	0 []	31:29.411	12
16	10	27	Daniel Pratt	Expert 2	1 [7:19.688]	1 [8:12.384]	1 [7:41.842]	1 [8:22.394]	0 []	31:36.308	11
17	1	32	MARK JONES	Veterans	1 [7:17.233]	1 [8:24.393]	1 [7:51.427]	1 [8:10.129]	0 []	31:43.182	25
18	2	31	JOSHUA TREASURE	Veterans	1 [7:40.473]	1 [8:07.347]	1 [7:39.807]	1 [8:17.290]	0 []	31:44.917	22
19	1	133	MATT READ	Clubman 2	1 [7:41.094]	1 [8:17.267]	1 [7:31.648]	1 [8:23.524]	0 []	31:53.533	25
20	7	7	ANTHONY FAZIOLI	Expert 1	1 [7:26.447]	1 [8:31.661]	1 [7:31.273]	1 [8:28.090]	0 []	31:57.471	14
21	11	12	MICHAEL STEPHEN	Expert 2	1 [7:31.960]	1 [8:26.871]	1 [7:32.829]	1 [8:28.237]	0 []	31:59.897	10
22	12	14	KURT DUMBLE	Expert 2	1 [7:30.084]	1 [8:33.273]	1 [7:35.254]	1 [8:26.377]	0 []	32:04.988	9
23	8	2	GREG ROSS	Expert 1	1 [7:27.948]	1 [8:30.954]	1 [8:03.851]	1 [8:07.511]	0 []	32:10.264	13
24	9	9	HYATT MOSER	Expert 1	1 [7:41.338]	1 [8:36.014]	1 [7:31.723]	1 [8:28.704]	0 []	32:17.779	12
25	10	11	MICHAEL YOUNG - Denmark	Expert 1	1 [7:37.309]	1 [8:18.430]	1 [7:40.161]	1 [8:56.581]	0 []	32:32.481	11
26	11	100	SHELLEY CONNOR	Expert 1	1 [7:38.976]	1 [8:37.381]	1 [7:40.090]	1 [8:37.631]	0 []	32:34.078	10
27	1	71	TODD STEWART	Masters	1 [7:44.583]	1 [8:22.177]	1 [7:50.016]	1 [8:40.547]	0 []	32:37.323	25
28	13	13	LARS CARLTON	Expert 2	1 [8:10.618]	1 [8:29.469]	1 [7:29.330]	1 [8:34.818]	0 []	32:44.235	8
29	3	131	BRENDAN LAING	Veterans	1 [7:46.184]	1 [8:33.104]	1 [8:00.049]	1 [8:55.418]	0 []	33:14.755	20
30	2	119	BRENTON CHRIMES	Clubman 2	1 [7:49.519]	1 [8:50.450]	1 [7:48.484]	1 [8:52.564]	0 []	33:21.017	22
31	3	128	JULIAN UPHILL	Clubman 2	1 [8:00.536]	1 [8:34.274]	1 [7:54.297]	1 [8:58.479]	0 []	33:27.586	20
32	2	88	FRANZ MOSER	Masters	1 [8:01.223]	1 [8:37.629]	1 [8:00.721]	1 [8:48.855]	0 []	33:28.428	22

Steward - Mark White Orbits


Clerk of Course - Kerry Halse
 Scorer - Christine Grandin

Walpole Enduro

Walpole Enduro

Walpole - Rest Point 0.000 km

Rnd 1 State Enduro Walpole Results



Pos	PIC	No.	Name	Class	ST1	ST2	ST3	ST 4	TL	Total Tm	Points
33	4	39	TOBY HARROLD	Veterans	1 [8:07.172]	1 [8:48.889]	1 [8:03.598]	1 [8:44.603]	0 []	33:44.262	18
34	1	107	BRETT MANNION	Clubman 1	1 [7:43.665]	1 [8:43.045]	1 [8:05.858]	1 [9:12.745]	0 []	33:45.313	25
35	5	47	DUANE TREASURE	Veterans	1 [7:56.447]	1 [8:39.566]	1 [8:06.946]	1 [9:05.781]	0 []	33:48.740	16
36	6	48	CRAIG STALLARD	Veterans	1 [7:35.088]	1 [8:18.065]	1 [7:36.632]	1 [8:31.909]	0 [2:00.000]	34:01.694	15
37	3	66	GREG YATES	Masters	1 [7:55.594]	1 [8:57.332]	1 [8:09.782]	1 [9:10.139]	0 []	34:12.847	20
38	4	143	SHAUN PARKER	Clubman 2	1 [7:58.803]	1 [9:23.487]	1 [7:54.034]	1 [8:57.968]	0 []	34:14.292	18
39	5	149	SAM PATTINSON	Clubman 2	1 [8:02.926]	1 [9:06.014]	1 [8:07.887]	1 [9:01.035]	0 []	34:17.862	16
40	7	41	PAUL TRAEGDE	Veterans	1 [7:36.882]	1 [8:30.312]	1 [7:44.243]	1 [8:34.789]	0 [2:00.000]	34:26.226	14
41	2	105	NATHANIAL BEATTIE	Clubman 1	1 [8:02.227]	1 [8:37.615]	1 [9:59.354]	1 [9:48.781]	0 []	34:27.977	22
42	6	134	LUKE READ	Clubman 2	1 [8:27.611]	1 [8:57.435]	1 [8:04.151]	1 [9:00.897]	0 []	34:30.094	15
43	7	147	ASHLEY BACICH	Clubman 2	1 [7:53.132]	1 [8:55.824]	1 [8:28.498]	1 [9:20.099]	0 []	34:37.553	14
44	3	101	DANIEL CLADINGBOEL	Clubman 1	1 [8:17.638]	1 [8:51.150]	1 [8:15.131]	1 [9:14.838]	0 []	34:38.757	20
45	8	52	SHANNON HALL	Veterans	1 [8:14.177]	1 [9:09.924]	1 [8:11.817]	1 [9:03.841]	0 []	34:39.759	13
46	8	140	GREG DEANGELIS	Clubman 2	1 [8:08.756]	1 [9:24.673]	1 [8:08.565]	1 [9:11.982]	0 []	34:53.976	13
47	4	91	RICHARD REED	Masters	1 [8:30.230]	1 [9:01.373]	1 [8:07.455]	1 [9:18.794]	0 []	34:57.852	18
48	14	30	JOSHUA COFFEY	Expert 2	1 [7:58.299]	1 [8:44.573]	1 [8:24.396]	1 [9:52.463]	0 []	34:59.731	7
49	9	127	EDWARD GIBLETT	Clubman 2	1 [8:04.480]	1 [9:36.373]	1 [7:58.974]	1 [9:21.248]	0 []	35:01.075	12
50	9	43	MARK GRIFFITHS	Veterans	1 [8:18.427]	1 [8:55.865]	1 [8:40.656]	1 [9:09.137]	0 []	35:04.085	12
51	10	46	PAUL MACK	Veterans	1 [8:34.428]	1 [9:03.345]	1 [8:26.493]	1 [9:00.840]	0 []	35:05.106	11
52	10	135	CHRIS ANDERSON	Clubman 2	1 [8:37.819]	1 [9:14.395]	1 [8:12.069]	1 [9:13.968]	0 []	35:18.251	11
53	4	112	ANDREW DAVEY	Clubman 1	1 [7:45.230]	1 [9:25.971]	1 [8:11.455]	1 [10:04.368]	0 []	35:27.024	18
54	11	145	JAN HENSEN	Clubman 2	1 [8:04.537]	1 [9:00.307]	1 [9:02.920]	1 [9:37.237]	0 []	35:45.001	10
55	11	34	GLEN WARD	Veterans	1 [8:11.040]	1 [9:22.177]	1 [9:00.876]	1 [9:21.942]	0 []	35:56.035	10
56	5	85	MARTIN FOWLER	Masters	1 [8:16.764]	1 [9:18.516]	1 [9:04.966]	1 [9:37.053]	0 []	36:17.299	16
57	12	144	PAUL O'DONNELL	Clubman 2	1 [8:22.509]	1 [9:30.385]	1 [8:43.532]	1 [9:59.295]	0 []	36:35.721	9
58	5	102	MARIO MILOS	Clubman 1	1 [8:42.487]	1 [9:18.286]	1 [8:31.868]	1 [10:18.927]	0 []	36:51.568	16
59	6	116	RYAN DAVEY	Clubman 1	1 [8:45.467]	1 [9:33.012]	1 [8:57.643]	1 [9:51.174]	0 []	37:07.296	15
60	7	108	JAMIE MAKIN	Clubman 1	1 [8:48.264]	1 [9:39.155]	1 [8:48.263]	1 [9:55.225]	0 []	37:10.907	14
61	6	75	BRENT JEFFERIES	Masters	1 [8:36.959]	1 [9:34.055]	1 [9:03.012]	1 [10:00.561]	0 []	37:14.587	15
62	12	40	FRANK CRIGHTON	Veterans	1 [8:18.555]	1 [9:46.563]	1 [8:47.038]	1 [10:23.057]	0 []	37:15.213	9
63	13	125	JAMES ROBERTSON	Clubman 2	1 [8:26.048]	1 [9:28.282]	1 [9:05.017]	1 [10:26.957]	0 []	37:26.304	8
64	12	8	ANTHONY DRYSDALE	Expert 1	1 [7:17.735]	1 [8:04.847]	1 [7:10.665]	1 [7:53.152]	0 [7:00.000]	37:26.399	9

Steward - Mark White
 Clerk of Course - Kerry Halse
 Scorer - Christine Grandin


Orbits

Walpole Enduro

Walpole Enduro

Rnd 1 State Enduro Walpole Results

Walpole - Rest Point 0.000 km



Pos	PIC	No.	Name	Class	ST1	ST2	ST3	ST 4	TL	Total Tm	Points
65	8	103	JESSE RHEINLANDER	Clubman 1	1 [10:02.729]	1 [9:06.260]	1 [8:25.642]	1 [10:09.820]	0 []	37:44.451	13
66	7	67	LARRY HILL	Masters	1 [8:44.030]	1 [9:47.662]	1 [8:57.065]	1 [10:17.947]	0 []	37:46.704	14
67	8	92	GRAHAM DIXON	Masters	1 [8:54.459]	1 [9:55.202]	1 [9:08.147]	1 [10:20.158]	0 []	38:17.966	13
68	9	87	MICHAEL KELLY	Masters	1 [9:08.581]	1 [9:42.913]	1 [9:16.484]	1 [10:21.017]	0 []	38:28.995	12
69	14	117	ADRIAN MIDDLETON	Clubman 2	1 [9:06.297]	1 [9:59.048]	1 [9:19.433]	1 [10:06.524]	0 []	38:31.302	7
70	13	64	BRETT PARKER	Veterans	1 [9:42.604]	1 [9:37.901]	1 [9:14.876]	1 [10:01.331]	0 []	38:36.712	8
71	14	61	STEVE DAVIES	Veterans	1 [9:38.622]	1 [9:45.354]	1 [8:58.751]	1 [10:14.147]	0 []	38:36.874	7
72	10	72	MATT CARMAN	Masters	1 [9:13.031]	1 [9:48.102]	1 [9:21.731]	1 [10:15.689]	0 []	38:38.553	11
73	11	82	NICK FOX	Masters	1 [9:03.326]	1 [9:58.513]	1 [9:03.498]	1 [10:34.251]	0 []	38:39.588	10
74	15	62	JAMIE REINHARDT	Veterans	1 [8:39.619]	1 [10:04.927]	1 [9:07.912]	1 [10:54.221]	0 []	38:46.679	6
75	12	90	TOM YOUNG	Masters	1 [9:04.808]	1 [10:08.829]	1 [9:26.372]	1 [10:07.245]	0 []	38:47.254	9
76	13	78	GARETH EVANS	Masters	1 [8:41.623]	1 [9:56.612]	1 [9:26.176]	1 [10:48.937]	0 []	38:53.348	8
77	15	130	RUDI-JON DICKS	Clubman 2	1 [8:39.829]	1 [9:46.042]	1 [8:45.753]	1 [9:42.917]	0 [2:00.000]	38:54.541	6
78	16	136	BRADLEY MUELLER	Clubman 2	1 [9:14.637]	1 [10:03.925]	1 [9:09.423]	1 [10:36.233]	0 []	39:04.218	5
79	14	84	ALAN MAKIN	Masters	1 [9:36.665]	1 [9:58.449]	1 [9:07.891]	1 [10:30.546]	0 []	39:13.551	7
80	16	45	YUL RIDDELL	Veterans	1 [9:11.499]	1 [9:57.093]	1 [9:20.779]	1 [10:50.668]	0 []	39:20.039	5
81	15	89	EDWARD STANLEY	Masters	1 [9:04.424]	1 [9:39.462]	1 [9:45.207]	1 [11:00.897]	0 []	39:29.990	6
82	17	142	PAUL ABRAHAM	Clubman 2	1 [9:19.028]	1 [9:56.149]	1 [9:10.060]	1 [11:19.871]	0 []	39:45.108	4
83	18	132	SIMON OGNEW	Clubman 2	1 [9:27.967]	1 [10:50.542]	1 [9:09.755]	1 [10:23.155]	0 []	39:51.419	3
84	16	86	MALCOLM WOODS	Masters	1 [9:29.976]	1 [10:01.662]	1 [9:35.036]	1 [10:49.832]	0 []	39:56.506	5
85	17	33	SAM IACOBELLIS	Veterans	1 [8:58.619]	1 [10:33.396]	1 [9:53.229]	1 [10:52.891]	0 []	40:18.135	4
86	17	74	DAVID JAMES	Masters	1 [9:13.996]	1 [10:41.957]	1 [9:53.036]	1 [10:32.822]	0 []	40:21.811	4
87	19	137	ANTHONY ANSEN	Clubman 2	1 [9:10.604]	1 [10:17.029]	1 [9:57.479]	1 [11:05.202]	0 []	40:30.314	2
88	9	110	DARREN NICHOLSON	Clubman 1	1 [9:00.248]	1 [9:51.480]	1 [10:04.969]	1 [11:35.041]	0 []	40:31.738	12
89	18	38	SHAUN TREASURE	Veterans	1 [10:38.294]	1 [10:03.829]	1 [9:19.915]	1 [10:42.392]	0 []	40:44.430	3
90	20	118	ANDREW ROBERTSON	Clubman 2	1 [9:00.080]	1 [10:52.827]	1 [9:53.255]	1 [11:12.772]	0 []	40:58.934	1
91	19	57	DEAN VOSS	Veterans	1 [8:59.639]	1 [9:56.958]	1 [9:45.561]	1 [12:26.181]	0 []	41:08.339	2
92	21	123	SCOTT SHORTER	Clubman 2	1 [9:24.230]	1 [11:05.213]	1 [9:27.594]	1 [11:12.712]	0 []	41:09.749	0
93	18	94	BRIAN APLIN	Masters	1 [10:06.404]	1 [10:15.687]	1 [9:48.529]	1 [11:09.381]	0 []	41:20.001	3
94	20	97	DAVE LARPENT	Veterans	1 [10:10.723]	1 [9:48.199]	1 [9:37.876]	1 [12:03.787]	0 []	41:40.585	1
95	19	95	BRYN DICKS	Masters	1 [8:31.695]	1 [9:46.597]	1 [11:04.049]	1 [12:36.710]	0 []	41:59.051	2
96	10	114	JOEL REBELLO	Clubman 1	1 [9:40.709]	1 [10:37.761]	1 [9:49.454]	1 [11:53.958]	0 []	42:01.882	11

Steward - Mark White
 Clerk of Course - Kerry Halse
 Scorer - Christine Grandin


Orbits

Walpole Enduro

Walpole Enduro

Rnd 1 State Enduro Walpole Results

Walpole - Rest Point 0.000 km



Pos	PIC	No.	Name	Class	ST1	ST2	ST3	ST 4	TL	Total Tm	Points
97	21	63	JASON FLOREY	Veterans	1 [10:40.195]	1 [10:44.241]	1 [10:17.295]	1 [10:49.253]	0 []	42:30.984	0
98	22	141	NICOLAU BARROS	Clubman 2	1 [9:36.019]	1 [11:03.469]	1 [10:09.374]	1 [12:51.255]	0 []	43:40.117	0
99	22	49	ADRIAN PRESTWOOD	Veterans	1 [8:47.193]	1 [9:00.948]	1 [9:16.590]	1 [9:08.187]	0 [8:00.000]	44:12.918	0
100	23	50	Shane Ward	Veterans	1 [9:50.806]	1 [10:45.034]	1 [11:24.148]	1 [12:22.673]	0 []	44:22.661	0
101	24	65	PAUL WHITAKER	Veterans	1 [10:02.384]	1 [11:11.949]	1 [11:06.889]	1 [12:24.555]	0 []	44:45.777	0
102	20	80	MARK STUTT	Masters	1 [9:12.852]	1 [10:55.077]	1 [12:27.382]	1 [12:28.210]	0 []	45:03.521	1
103	25	54	NIGEL THOMPSON	Veterans	1 [8:52.293]	1 [10:01.633]	1 [9:16.850]	1 [10:07.806]	0 [7:00.000]	45:18.582	0
104	26	58	JAMIE GAVIN	Veterans	1 [9:58.025]	1 [11:08.578]	1 [10:45.868]	1 [14:17.768]	0 []	46:10.239	0
105	23	146	BRETT FUNNEMAN	Clubman 2	1 [10:03.511]	1 [9:38.825]	1 [10:06.085]	1 [10:15.861]	0 [7:00.000]	47:04.282	0
106	15	15	NATHAN WATSON	Expert 2	1 [8:09.269]	1 [8:59.278]	1 [8:36.764]	1 [21:31.140]	0 []	47:16.451	6
107	21	70	CORNEL SCHEIBLING	Masters	1 [9:57.287]	1 [11:39.703]	1 [13:37.158]	1 [13:07.332]	0 []	48:21.480	0
108	22	60	GIANFRANCO VERONA	Masters	1 [11:21.191]	1 [12:49.319]	1 [10:56.930]	1 [13:57.836]	0 []	49:05.276	0
109	24	122	MICHAEL YOUNG	Clubman 2	1 [10:06.957]	1 [10:27.421]	1 [10:49.609]	1 [12:07.391]	0 [7:00.000]	50:31.378	0
110	25	120	BRAD PETRICEVIC	Clubman 2	1 [9:09.572]	1 [11:26.619]	1 [10:06.382]	1 [12:26.384]	0 [14:00.000]	57:08.957	0
111	11	111	CORIE MCMILLAN	Clubman 1	1 [10:01.855]	1 [10:38.149]	1 [10:48.358]	1 [12:42.933]	0 [13:00.000]	57:11.295	10
112	26	124	DON MARTIN	Clubman 2	1 [11:52.689]	1 [12:04.053]	1 [11:17.156]	1 [13:49.343]	0 [9:00.000]	58:03.241	0
113	23	77	PETER CVEJIC	Masters	1 [10:33.110]	1 [11:33.367]	1 [13:29.334]	1 [16:39.757]	0 [17:00.000]	1:09:15.568	0
114	27	139	BRENDON MCLEOD	Clubman 2	1 [11:00.193]	1 [13:04.749]	1 [13:03.002]	1 [13:56.082]	0 [22:00.000]	1:13:04.026	0
115	12	113	CARL GODFREY	Clubman 1	1 [12:29.549]	1 [12:30.138]	1 [12:30.435]	1 [17:36.775]	0 [22:00.000]	1:17:06.897	9
116	24	96	CAMPBELL FOWLER	Masters	1 [15:18.828]	1 [12:58.956]	1 [15:03.663]	1 [19:20.863]	0 [26:00.000]	1:28:42.310	0
117	25	93	David Cheshire	Masters	1 [9:12.393]	1 [11:01.580]	1 [10:42.761]	1 [11:09.360]	0 [2:00:00.000]	2:42:06.094	0
118	16	20	DAN LENTON	Expert 2	1 [9:02.055]	1 [9:59.300]	1 [9:16.908]	-	0 []	28:18.263	5
119	17	16	NATHAN JOHNS	Expert 2	1 [7:20.189]	1 [8:27.370]	-	-	0 [2:00:00.000]	2:15:47.559	0
120	28	148	JOHN FALKNER	Clubman 2	1 [8:03.446]	1 [8:42.141]	-	-	0 [2:00:00.000]	2:16:45.587	0
121	18	21	PHIL JENKINS	Expert 2	1 [9:35.915]	1 [11:12.221]	-	-	0 [2:00:00.000]	2:20:48.136	0
122	26	83	PAUL VOS	Masters	1 [9:55.886]	1 [12:12.041]	-	-	0 [2:00:00.000]	2:22:07.927	0
123	13	104	CRAIG BOYCE	Clubman 1	1 [10:58.096]	1 [13:27.812]	-	-	0 [2:00:00.000]	2:24:25.908	0
124	27	53	JASON BYAS	Veterans	1 [13:15.984]	1 [13:03.496]	-	-	0 [2:00:00.000]	2:26:19.480	0
125	28	55	MARTYN COATES	Veterans	1 [12:00.205]	1 [14:35.631]	-	-	0 [2:00:00.000]	2:26:35.836	0
126	29	42	CHRIS ASHDOWN	Veterans	1 [14:02.659]	1 [14:43.878]	-	-	0 [2:00:00.000]	2:28:46.537	0
127	30	37	ROSS FOWLER	Veterans	1 [14:05.759]	1 [15:34.144]	-	-	0 [2:00:00.000]	2:29:39.903	0
128	27	81	PETER BERRYMAN	Masters	1 [13:47.706]	1 [16:22.243]	-	-	0 [2:00:00.000]	2:30:09.949	0

Steward - Mark White
 Clerk of Course - Kerry Halse
 Scorer - Christine Grandin

Orbits

Walpole Enduro

Walpole Enduro

Walpole - Rest Point 0.000 km

Rnd 1 State Enduro Walpole Results



Pos	PIC	No.	Name	Class	ST1	ST2	ST3	ST 4	TL	Total Tm	Points
129	28	69	PETER CAMPAIN	Masters	1 [8:59.004]	-	-	-	0 [2:00:00.000]	2:08:59.004	0
130	29	98	JOE RECHICHI	Masters	1 [9:29.158]	-	-	-	0 [2:00:00.000]	2:09:29.158	0
131	29	138	CRAIG DIXON	Clubman 2	1 [10:25.703]	-	-	-	0 [2:00:00.000]	2:10:25.703	0
132	30	129	TIM MILLS	Clubman 2	1 [10:48.927]	-	-	-	0 [2:00:00.000]	2:10:48.927	0
133	31	126	DARREN ROBERTSON	Clubman 2	1 [11:34.605]	0 [0.000]	-	-	0 [2:00:00.000]	2:11:34.605	0
134	30	68	FABRIZIO GORIA	Masters	1 [12:28.147]	-	-	-	0 [2:00:00.000]	2:12:28.147	0
135	31	73	PAUL STUBBER	Masters	1 [12:33.694]	-	-	-	0 [2:00:00.000]	2:12:33.694	0
136	31	36	MITCHELL GIMM	Veterans	1 [13:15.692]	-	-	-	0 [2:00:00.000]	2:13:15.692	0
137	14	106	GRAHAM HICKEY	Clubman 1	0 [0.000]	1 [17:48.417]	-	0 [0.000]	0 [2:00:00.000]	2:17:48.417	0
138	32	115	COLIN KNAPP	Clubman 2	0 []	-	-	-	0 []	0.000	0
139	33	121	MITCHELL WILLIAMSON	Clubman 2	0 []	-	-	-	0 [2:00:00.000]	2:00:00.000	0
140	15	99	STACEY PIKE	Clubman 1	0 []	-	-	-	0 [2:00:00.000]	2:00:00.000	0
141	16	109	FRASER FOWLER	Clubman 1	0 []	-	-	-	0 [2:00:00.000]	2:00:00.000	0
142	34	150	NATHIAN KNIGHT	Clubman 2	0 []	-	-	-	0 [2:00:00.000]	2:00:00.000	0

Steward - Mark White

Clerk of Course - Kerry Halse

Scorer - Christine Grandin

Orbits

www.mylaps.com

Licensed to: motorcycling wa

Page 5/5